

# Displacement Movement in Idleb

from 5<sup>th</sup> to 10<sup>th</sup> of October 2023

## Context

After the continuation of the hostilities and continuous aerial bombardment for 5 consecutive days since the 5<sup>th</sup> of October, negotiations began to establish a truce on the 9<sup>th</sup> of October to be in effect since the morning of 10<sup>th</sup>, as residents began to gradually return to their villages that they had left during the past days in order to preserve their lives.

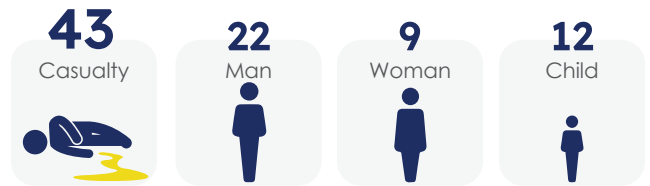
The bombing operations, which lasted for 5 days, mostly targeted villages and cities densely populated with civilians in Idleb Governorate and targeted vital civilian centers such as the University Hospital, Ibn Sina Hospital, the National Blood Bank, the Dialysis Center, and the Governorate Hospital, to name a few, and left **43** casualty, including **12** children.

While the number of injured people registered only in hospitals was **220**, including **70** children.


As for the displaced, Al-Ameen's enumerators in the region monitored the displacement of approximately **14,500** individuals, most of whom left their villages in an emergency without any personal belongings or supplies. The largest number came from Darat Azza community with approximately **630** families, followed by Ariha **421** families, and then Idlib city, **420** families.

On the other hand, the districts of Maaret tamsrin, Basuta and Darkosh, in order, received the largest portion of the IDPs and returnees, as the factor of stability and safety in the region, as well as the presence of relatives and acquaintances, constituted an attraction factor for these people to come to the villages and camps within these sub-districts.

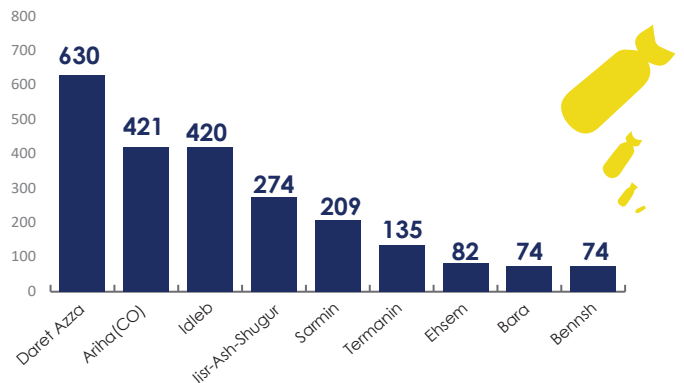
### Casualty



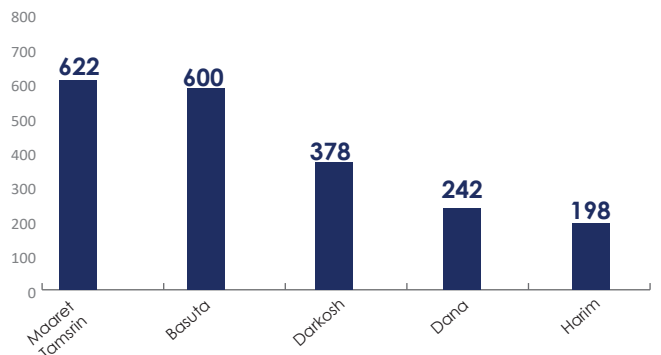
### injured people registered

















Number of families leaving in the Top 9 departure communities



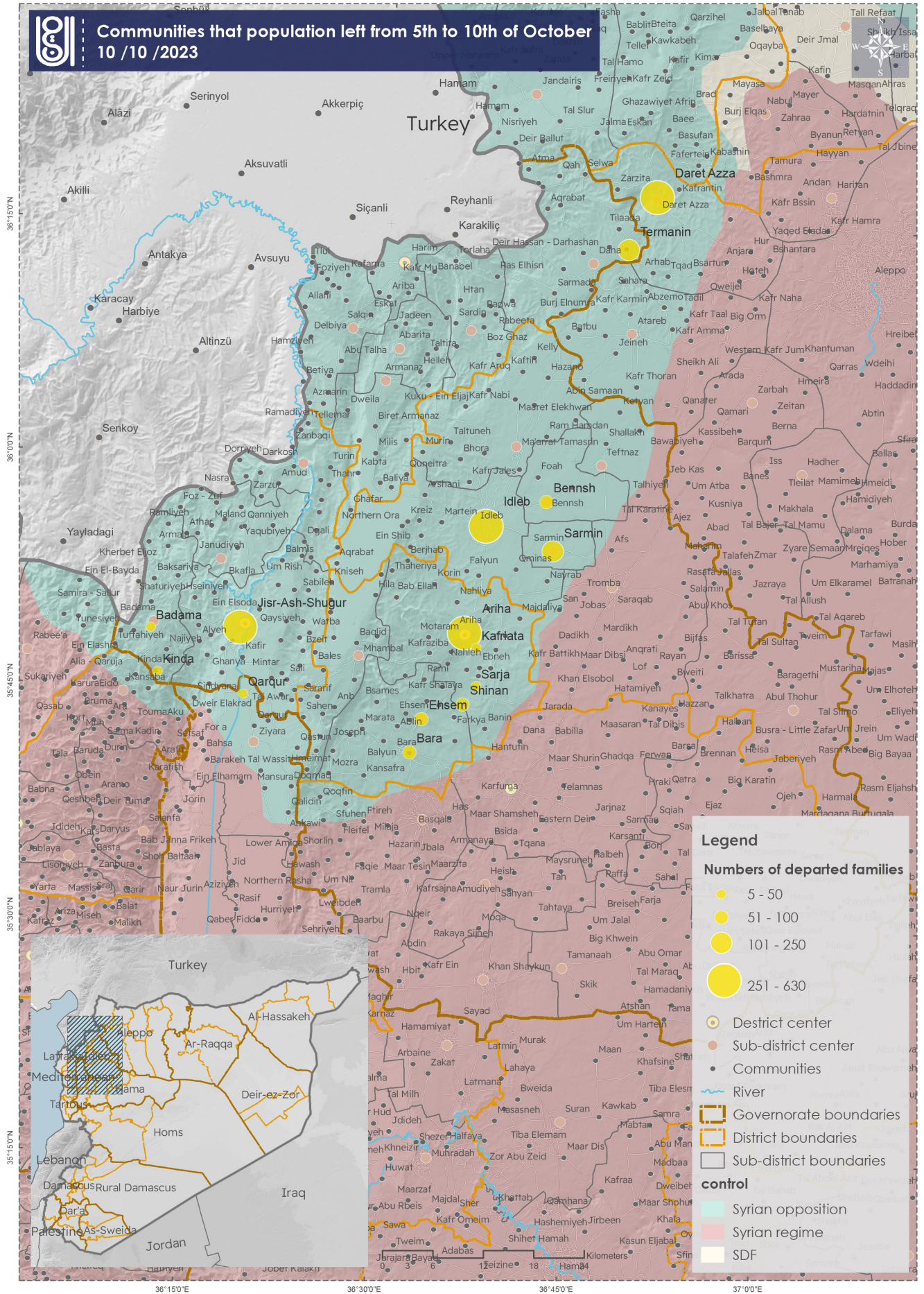
Number of families arriving in the top 5 receiving Sub-district



<p>Wash Program</p>  	<p>Shelter &amp; Non-food</p>  	<p>Health Program</p>  	<p>Education Program</p>  	<p>Nutrition Program</p>  	<p>Protection Program</p>  	<p>Food security Program</p>  
---	---	---	--	---	---	--



# Communities that population left from 5th to 10th of October 10 / 10 / 2023



**Legend**

**Numbers of departed families**

- 5 - 50
- 51 - 100
- 101 - 250
- 251 - 630

**control**

- Syrian opposition
- Syrian regime
- SDF

**Other symbols:**

- District center
- Sub-district center
- Communities
- River
- Governorate boundaries
- District boundaries
- Sub-district boundaries

<p><b>Wash Program</b></p>	<p><b>Shelter &amp; Non-food</b></p>	<p><b>Health Program</b></p>	<p><b>Education Program</b></p>	<p><b>Nutrition Program</b></p>	<p><b>Protection Program</b></p>	<p><b>Food security Program</b></p>
----------------------------	--------------------------------------	------------------------------	---------------------------------	---------------------------------	----------------------------------	-------------------------------------